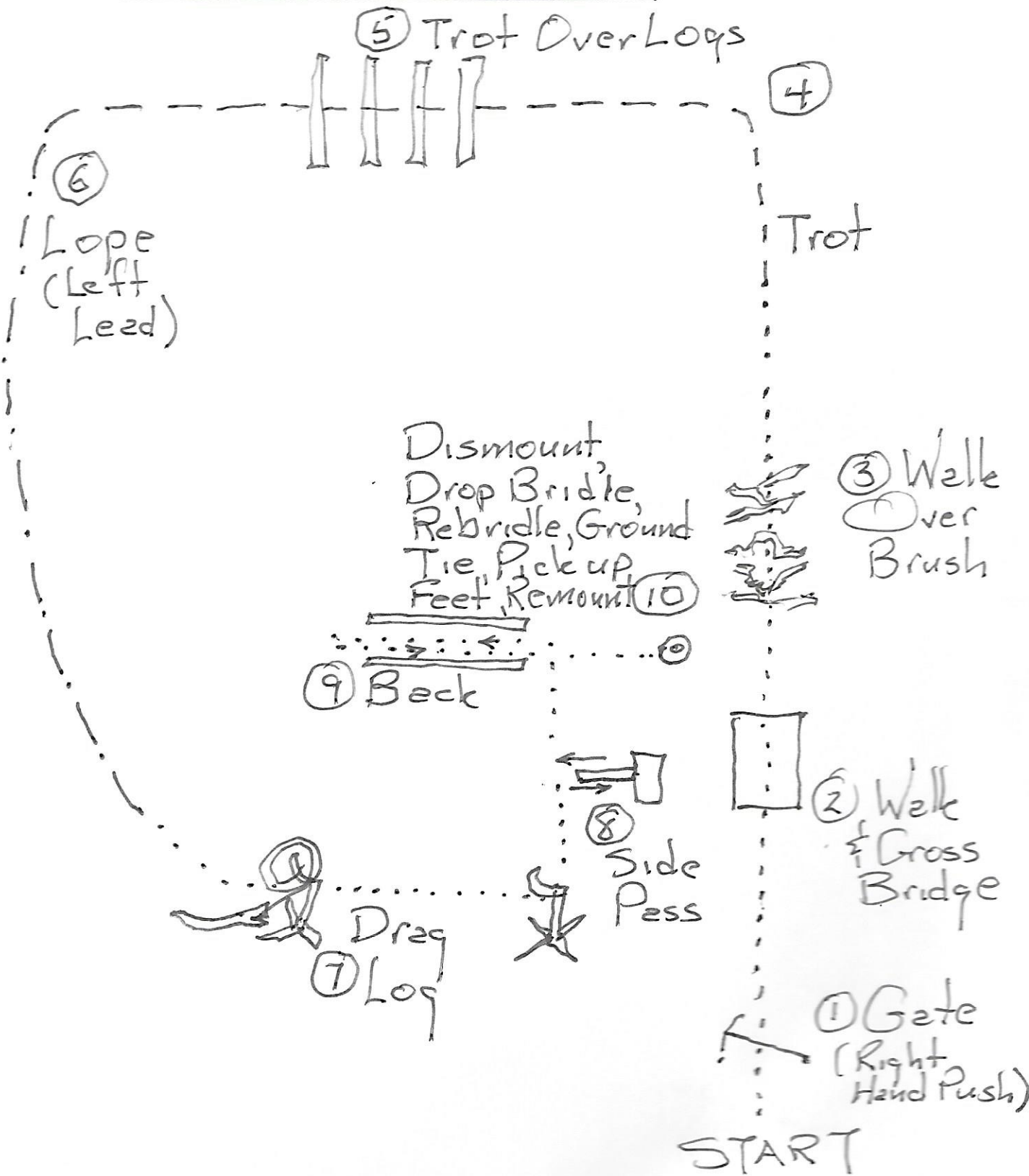
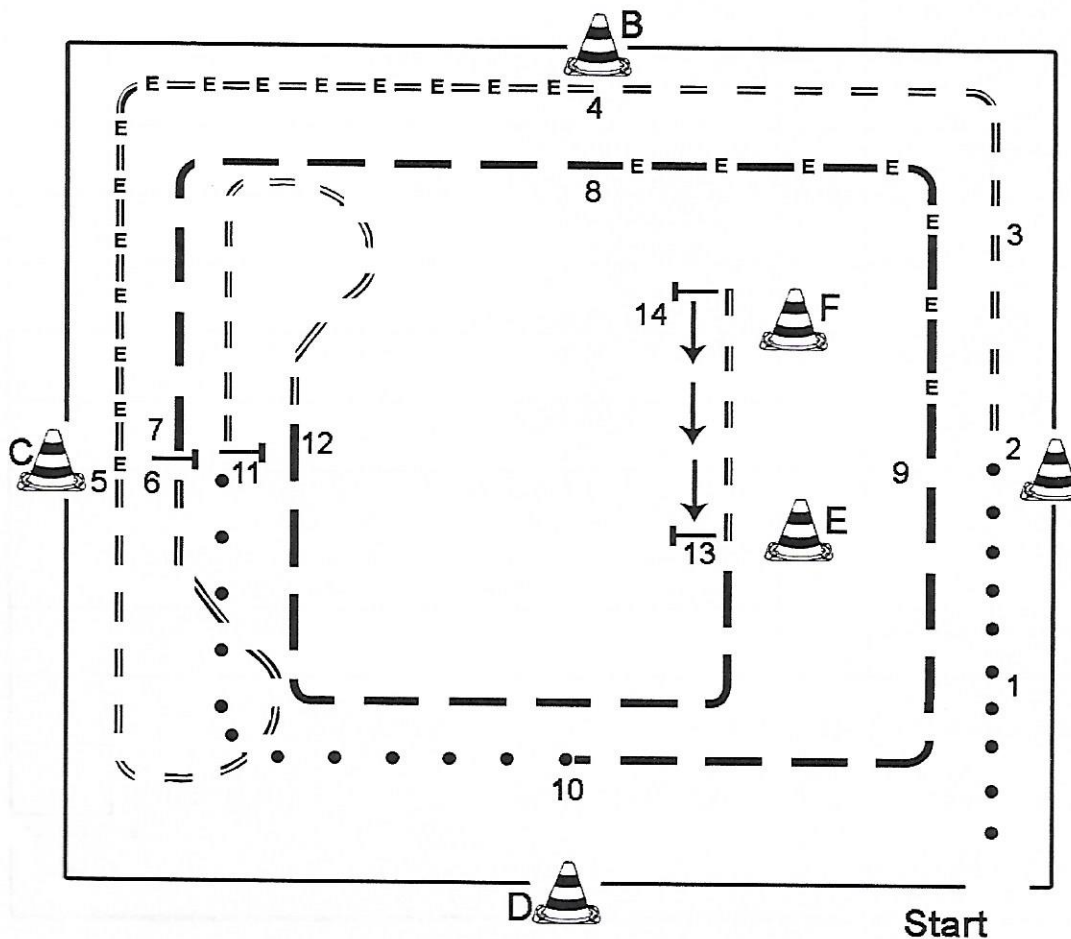


2nd Annual Ranch + Horse Roundup Ranch Trail Course

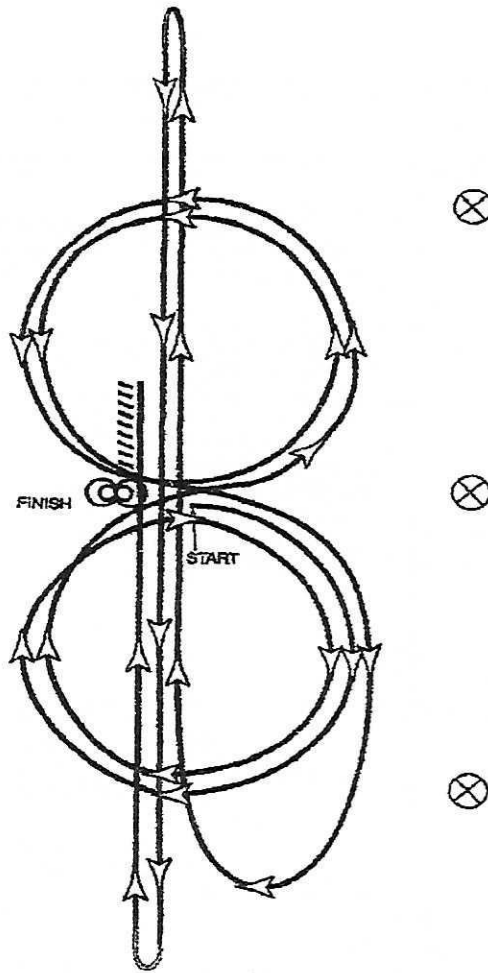


Ranch Riding Pattern #1

- | | |
|-------------------------------------------------------------------------------------------------------------------------------------------------------------------------------------------------------------------------------------------------------------------------------------------------------------------------------------------------------------------------------------------------------------------------------------------------------------------------------------|----------------------------------------------------------------------------------------------------------------------------------------------------------------------------------------------------------------------------------------------------------------------------------------------------------------------------------------------------------------------------------------------------------------------------------------------------------------|
| <ol style="list-style-type: none"> 1. Walk to Cone A 2. At cone A, transition from walk to trot 3. Trot to Cone B 4. At Cone B, extend the trot 5. At Cone C, return to regular trot and reverse 6. Stop at Cone C, settle, and wait for judge's cue to continue 7. Depart in right lead and lope to Cone B 8. At Cone B, extend the lope continuing to Cone A 9. At Cone A, transition to a | <ol style="list-style-type: none"> regular lope continuing to Cone D 10. At Cone D, transition to a walk and continue to Cone C 11. At Cone C, stop, settle, and wait for judge's cue to continue 12. Trot and reverse at Cone C, Transition to a lope, left lead, and continue to Cone E 13. At Cone E, transition to a trot and stop at Cone F 14. After stop at Cone F, back and stop at Cone E |
|-------------------------------------------------------------------------------------------------------------------------------------------------------------------------------------------------------------------------------------------------------------------------------------------------------------------------------------------------------------------------------------------------------------------------------------------------------------------------------------|----------------------------------------------------------------------------------------------------------------------------------------------------------------------------------------------------------------------------------------------------------------------------------------------------------------------------------------------------------------------------------------------------------------------------------------------------------------|



Working Ranch Horse Pattern I



1. Beginning at the center of the arena, take a right lead and complete two circles to the right, away from the judge, of moderate size and speed.
2. At the center of the arena, change leads and do two circles to the left, both of moderate size and speed.
3. At the center of the arena, change leads.
4. Go to the end of the arena without stopping or breaking gait, and begin run down near the approximate center of the arena. Run the length of the arena past the marker.
5. Do a square, sliding stop, then hesitate.
6. Turn left and begin a run to the opposite end of the arena. Run the length of the arena past the marker.
7. Do a square, sliding stop, then hesitate
8. Turn right, and begin a rundown past the center marker of the arena.
9. Do a square, sliding stop, and back to the center of the arena or at least 10 feet. Let the horse settle in the area of the stop.
10. Do two spins to the right.
11. Do two spins to the left.
12. Hesitate to show completion of the pattern.